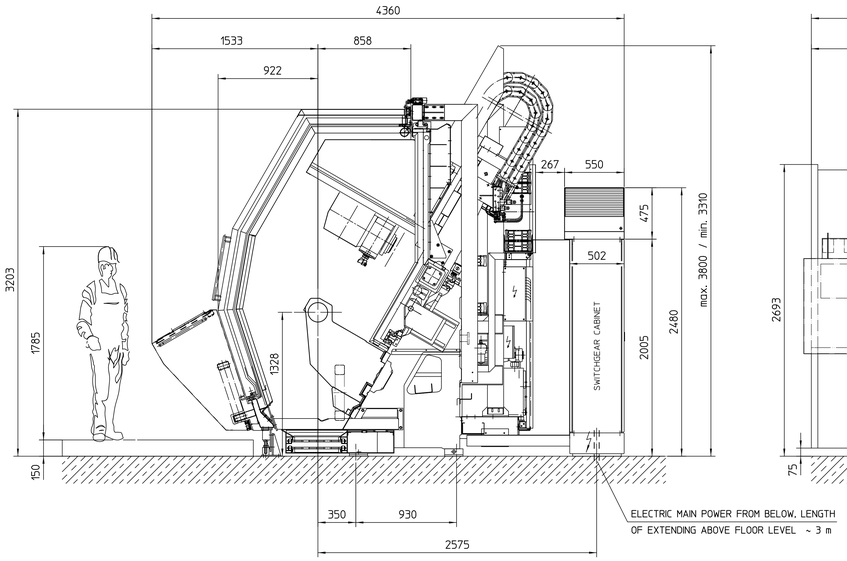

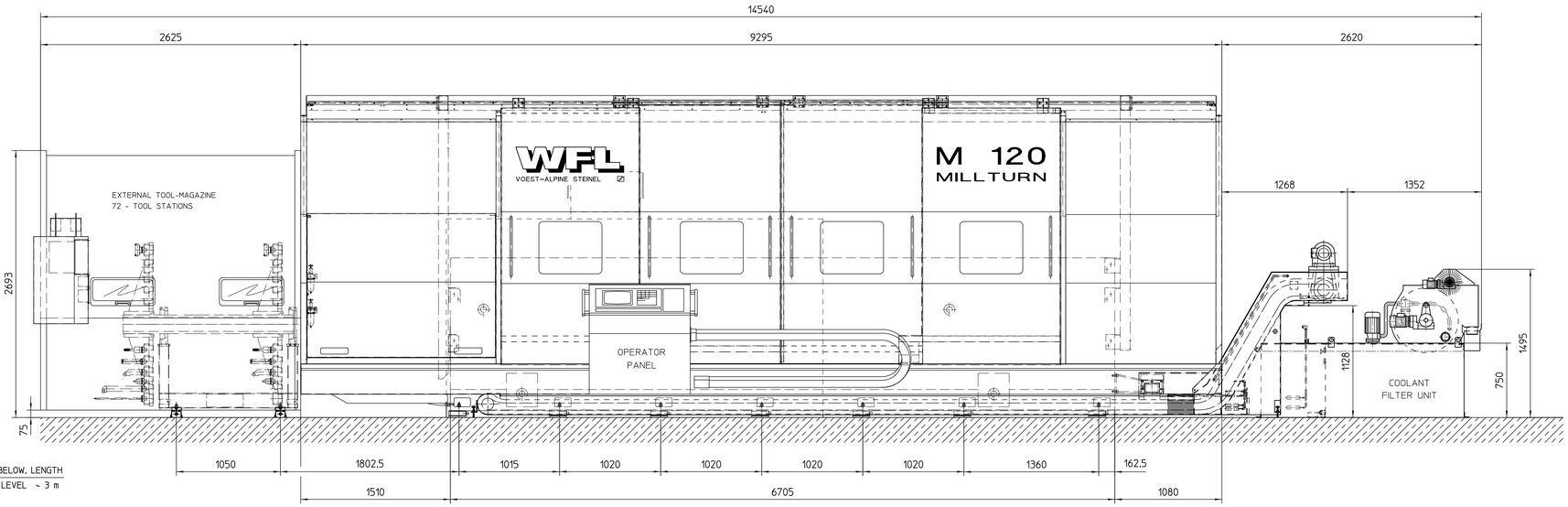

SECTION A-A

M 1:2

BW-FIXATOR
TYP RK II d-f-p-ste e=35mm
4 PIECE

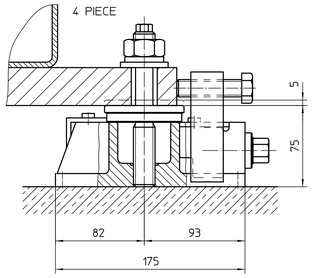

SECTION B-B

M 1:2

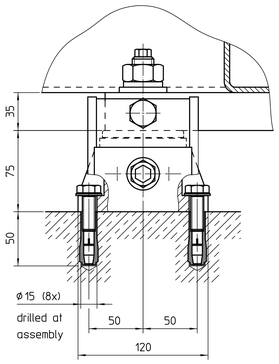

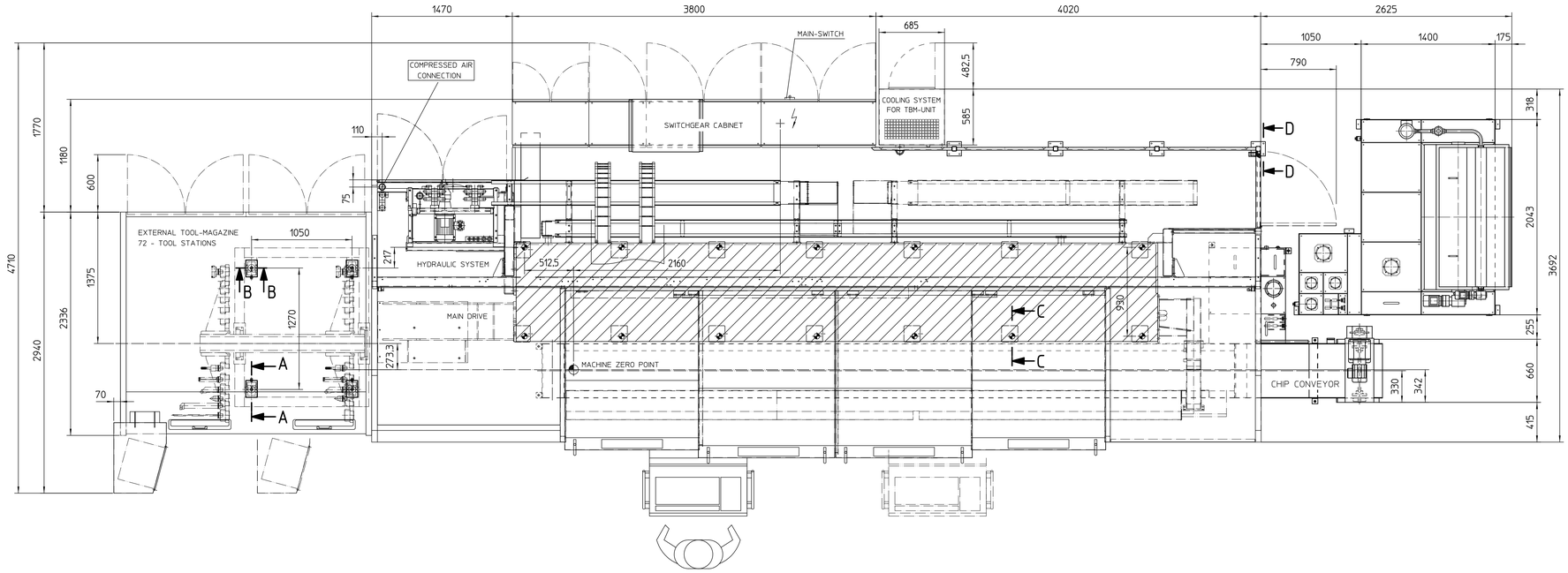

SECTION C-C

M 1:2

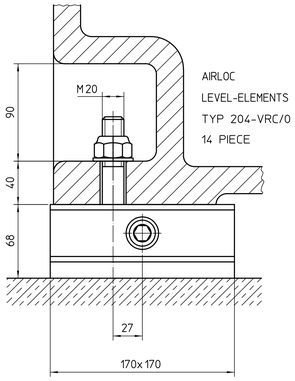

AIRLOC
LEVEL-ELEMENTS
TYP 204-VRC/0
14 PIECE

SECTION D-D

M 1:2

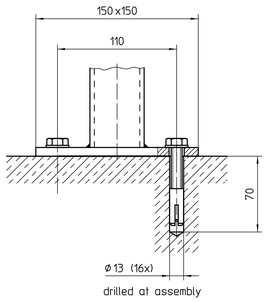

ELECTRIC MAIN POWER FROM BELOW

CONNECTED POWER	162 kVA (145 kW)
400 V / ~ 50 Hz	
SHORT CIRCUIT POWER	
AT MACHINE POWER CONNECTION	12 MVA
PREFUSE	3 x 250 A
WIRE CROSSSECTION	3 x 120mm² + N + (PE)

The indicated values for the connection crosssection and the support fuse are to be regarded only as standard values. The machine has to be connected acc. to current VDE guidlines. Appropriate care shall be taken to keep any safety devices built into the machine intact.

LIGHT OF SWITCHGEAR CABINET

220 V / ~ 50 Hz PREFUSE 16 A

MACHINE ZERO POINT

PNEUMATIC FEEDER

R 3/8" 6 bar - 150 l/min
CONNECTION FROM BELOW
DISTANCE ABOVE FLOOR ~ 1 m

RATING OF FOUNDATION BY CUSTOMER
BASED ON THE SOIL CONDITIONS

WEIGHT OF THE MACHINE	~ 31 000 kg
WEIGHT OF THE TOOL-MAGAZINE	~ 4 000 kg
FOUNDATION RESISTANCE	~ 10 t/m2

CAD ZEICHNUNG DARF MANUELL NICHT GEÄNDERT WERDEN

ULSTEIN PROPELLER I u. II
303743 u. 305011

WFL WERKZEUGMASCHINEN FABRIK LINZ VOEST-ALPINE STEINEL

Zeichnungs-Nr./Drawing No.: 293799/01

Format Size: 0

Bauwerk/Projekt: M120x5000

Maßstab Scale: 1:20 (1:2)

Benennung Title: LAY-OUT / FOUNDATIONPLAN

Blatt Sheet 1 von of 1

Freiheitstoleranzen nach DIN 7168 / ISO 2768 m

unbemaßte Fasen, unbemaßnaht chaster scharfe Kanten gebrochen ml sharp length of sides edged with

Allgemeintoleranzen für Schweißkonstruktionen DIN 8570

Bearbeitet / Designed: 23.04.98 Maier/2603

Geprüft / Checked: 23.04.98 Gattermayr

Werkstoff/Material

Klass.-Nr./Class No.:

Einsteuerungen nach Lieferant

Umlaufgeschützt / pick-key: W

Der Inhalt dieser Zeichnung ist unser geistiges Eigentum. Die Zeichnung ist dem Empfänger nur zum persönlichen Gebrauch anvertraut. Ohne unsere schriftliche Einwilligung darf sie weder vervielfältigt noch dritten Personen zugänglich gemacht werden. Zuwiderhandeln wird von uns gerichtlich verfolgt. Siehe DIN 34.

The design acc. to this drawing is the property of WERKZEUGMASCHINENFABRIK LINZ and must not be made available to any third person, copied, reproduced nor used in any manner whatever without the written consent of WERKZEUGMASCHINENFABRIK LINZ controvening will be prosecuted. See DIN 34.

Gedruckt am 26.02.2021